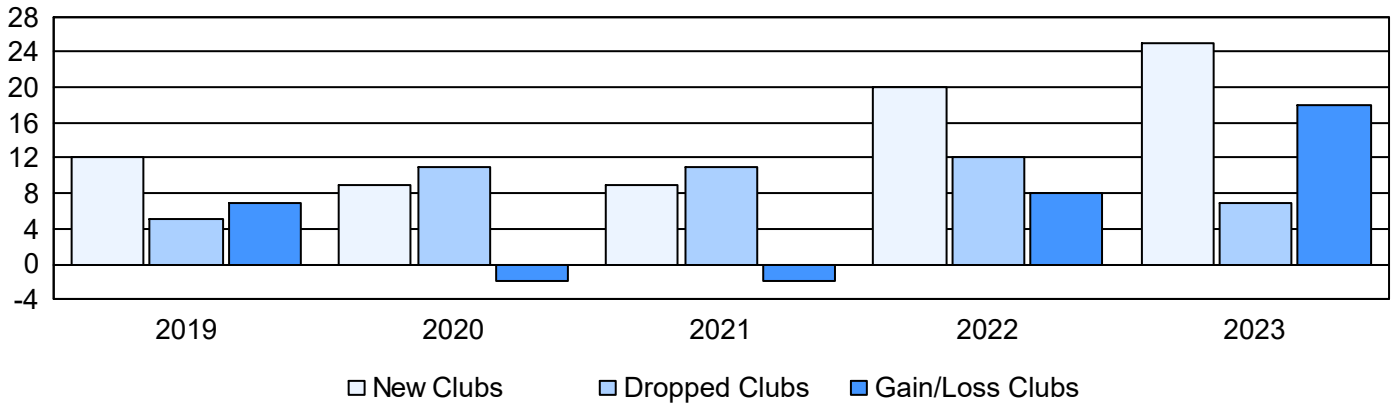
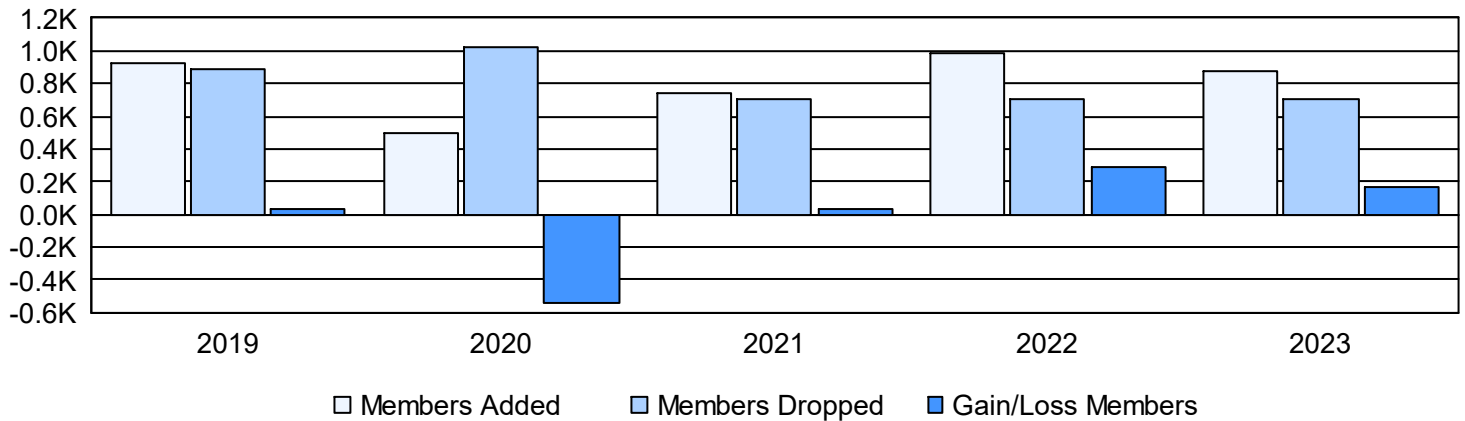


Year	New Clubs	Dropped Clubs	Gain/ Loss Clubs	New Members	Charter Members	Reinstate Members	Transfer Members	Total Member Added	Total Members Dropped	Gain/ Loss Members
2018-2019	12	5	7	459	376	83	5	923	891	32
2019-2020	9	11	-2	189	243	56	5	493	1,028	-535
2020-2021	9	11	-2	453	246	21	19	739	708	31
2021-2022	20	12	8	468	457	53	10	988	699	289
2022-2023	25	7	18	273	522	63	19	877	704	173
Average	15	9	6	368	369	55	12	804	806	-2

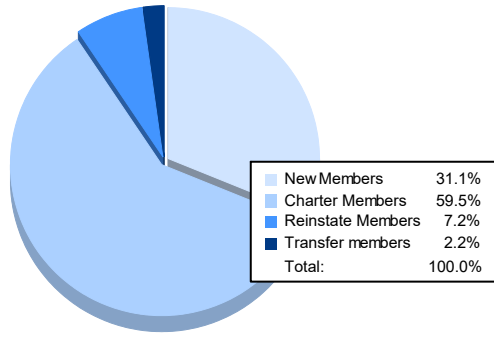
Clubs



Members



Membership Composition June 2023 Cumulative



Gender Composition June 2023 Cumulative

